


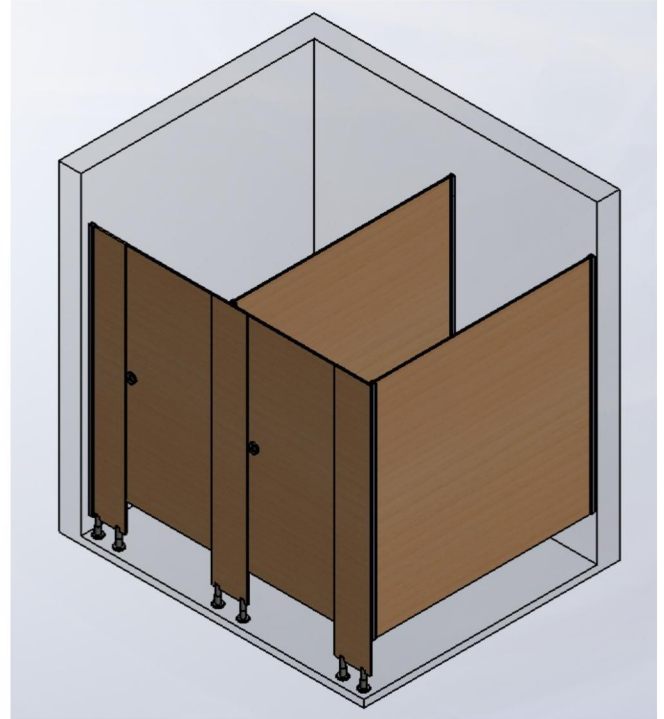
Floor-Mounted Partitions

Compact Laminate – Solid Phenolic Core

General Information


Floor-Mounted Partitions are generally recommended in areas with high ceilings or where space might be limited for overhead-braced partitions. These partitions are attached to the floor with height-adjustable foot pedestals. Made of 1/2" thick compact laminate, high-pressure decorative surface with matte finish, and black phenolic-core material. The edges are black and finished smooth. Equipped with stainless-steel hardware and vandal-resistant Torx screws.

With privacy and aesthetics in mind, all our doors and pilasters have a built-in feature that eliminates sight lines into the stalls. Our Flush finish, automatic-close door hinge and occupancy indicator latch make our partitions the best choice for any restroom area.



Solid Phenolic Core

1/2" thick compact laminate panels, made from layers of recycled paper fibers dipped in resin stacked and sandwiched between laminate. Later compressed under high pressure and heat to be permanently melded together. Material is characterized by its aesthetic qualities, durability, and functional performance. It is resistant to wear, impact, scratching, moisture, and heat, and possess good hygienic and anti-static properties. They are easy to clean, and maintain, and are perfect for high-traffic areas. The material will not delaminate even under extreme conditions.



Hardware

Our partitions are offered in a variety of sizes and are installed using a continuous aluminum bracket to hang them to the wall. Accompanied with stainless-steel Torx screws, automatic-close door hinges, and occupancy indicator slide latch. They are provided with all the hardware and fastenings needed to offer a complete installation. Brackets, door hinges, and latches are guaranteed for life.



Panels, doors, and Pilasters

Constructed from 1/2" thick compact laminate. Hinged pilasters come with factory-made perforations for attaching the hinges easily.

All doors are provided with a combination coat hook/bumper.

San Diego, CA 92103

Consider panels and door sizes, as well as stall dimensions effectively to comply with ADA requirements


Verify all rough-in dimensions prior to installation.

Consult local and national codes, compliance to local and national codes is the responsibility of the installer.

This information is subject to change without notice.

Brackets

Continuous anodized aluminum U-bracket provided for panels and pilasters to be hung together and to the wall. Our brackets ensure stability even in high-traffic areas.



Maintenance and care

Our partitions shall be cleaned with water and soap and dried with a cloth. It is necessary to grease hinges and tighten screws every three months.

Avoid the use of muriatic acid and bleach or products that may contain it. Do not clean using abrasive fibers or products.


For grease, paint, graffiti or permanent marker stains, clean with solvent to remove stains, then proceed to rinse with water and soap.

Foot Pedestals

Height-adjustable stainless-steel foot pedestal attaches to pilasters and anchors to the floor with a metallic wedged anchor. The pedestal is made of a 1 - 1/8" in diameter, 303 type stainless steel bar and comes with a stainless steel 304 type cover and footrest to protect anchors and give an aesthetic look.





Standard Colors*



Satin stainless

Black

**Standard color delivery time ranges between 2-5 business days. A wider variety of colors is available upon request and may require longer delivery times.*

Available Sizes	Widths
Panels - 58" tall	12, 14, 16, 18, 20, 22, 24, 26, 28, 38, 40, 42, 44, 46, 48, 50, 54, 60, 72 
Pilasters - 70" tall	4, 5, 6, 7, 8, 10, 12, 14, 16, 18, 20, 22, 24, 34, 36, 40, 48
Doors - 58" & 67" tall	22, 24, 26, 28, 30, 32, 34, 36, 40 

San Diego, CA 92103

Consider panels and door sizes, as well as stall dimensions effectively to comply with ADA requirements

Verify all rough-in dimensions prior to installation.

Consult local and national codes, compliance to local and national codes is the responsibility of the installer.

This information is subject to change without notice.

Example of Floor-Mounted Partition arrangement

